


Washington Ladies Riding Club Association

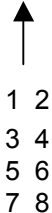
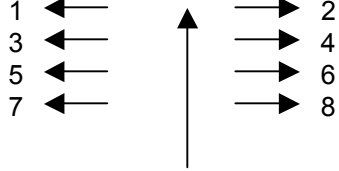

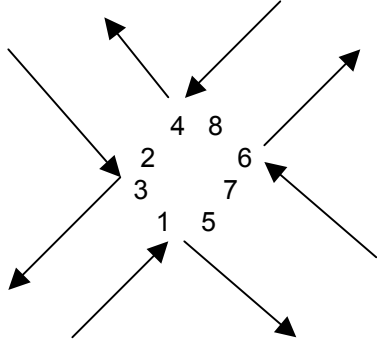
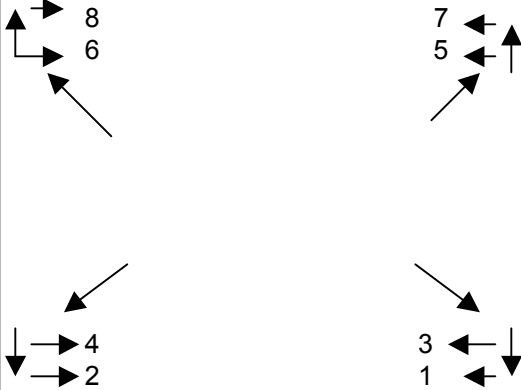
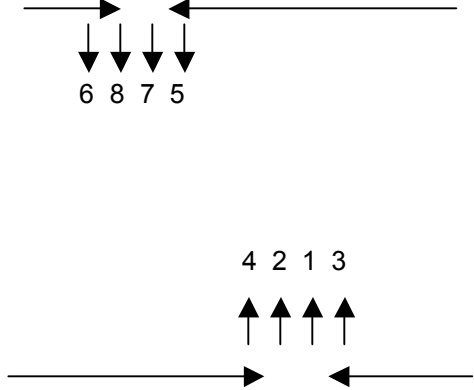


Compulsory Drill
2009 / 2010

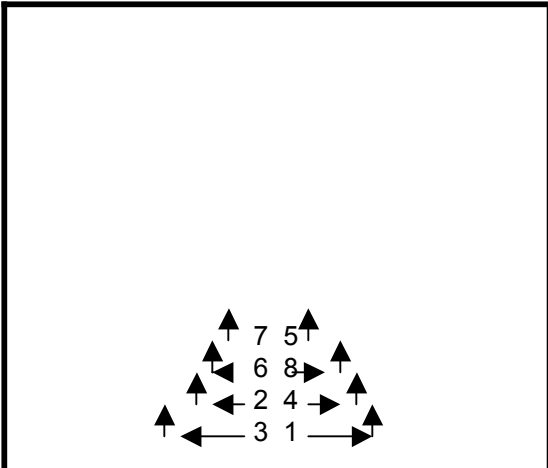
Washington Ladies Riding Club Association

2009 / 2010

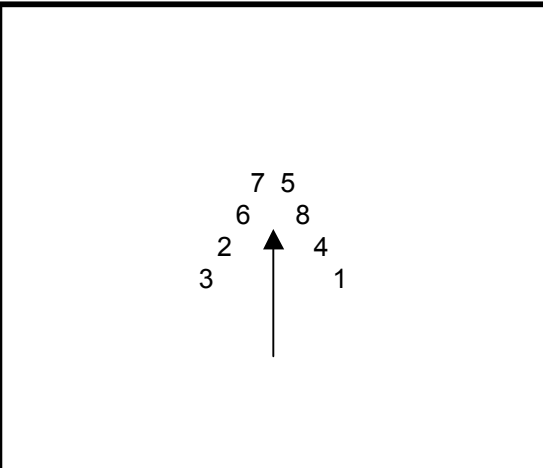
COMPULSORY DRILL

		
<p>1) Enter in Pairs @ 1 Horse Spacing</p>	<p>2) At Center Split R & L 90 degrees to Long Wall. Then 2 Right & 2 Left.</p>	<p>3) To corner, closing to Head-to-Tail as turning onto the Diagonal</p>
		
<p>4) TANDEM BOX from 4 corners</p>	<p>5) At opposite corner, back rider moves up into PAIR. Turning toward Short Wall Center</p>	<p>6) Upper LEFT & Lower RIGHT Pairs slow Down, Upper Right & Lower Left Speed up to form OFFSET 4's</p>

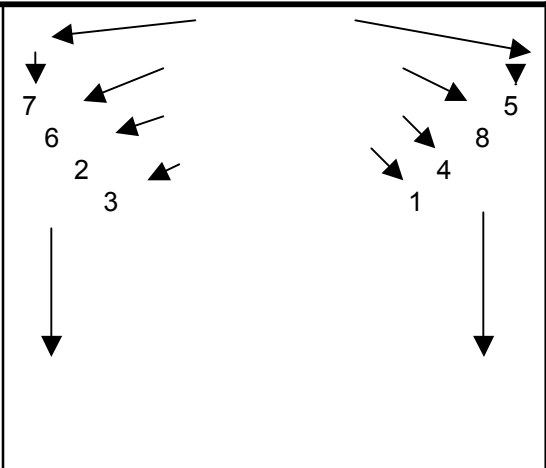
<p>7) Offset 4's into SINGLE SPOKE.</p>	<p>8) Single Spoke. Counter-clockwise rotation 1 1/4 turns</p>	<p>9) Roll out RIGHT and back into CIRCLE by PAIRS</p>
<p>10) CIRCLE 1 1/2 Horse spacing - Clockwise 1 1/2 rotations</p>	<p>11) Exit Circle by PAIRS toward Front Long Wall. PAIRS RIGHT, moving to 1 H Space</p>	<p>12) On Short Wall Center PAIRS 90 degree turn toward Gate end @ 1/2 Horse Space</p>



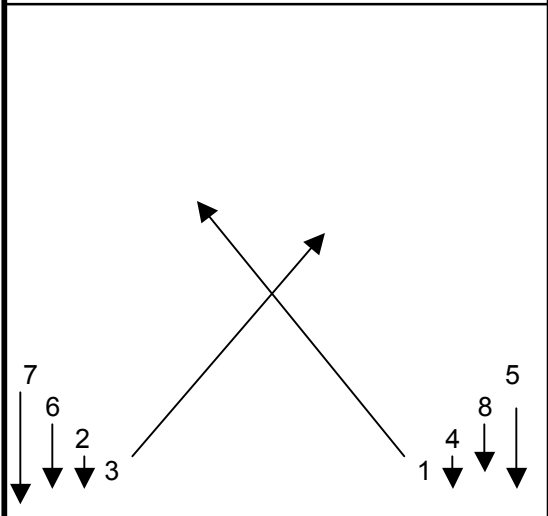
13) At Gate end ALL R & L - 180 Reverse.



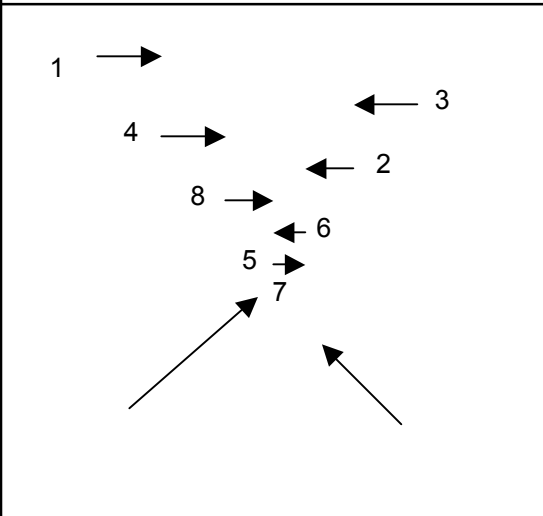
14) CHEVRON up Center



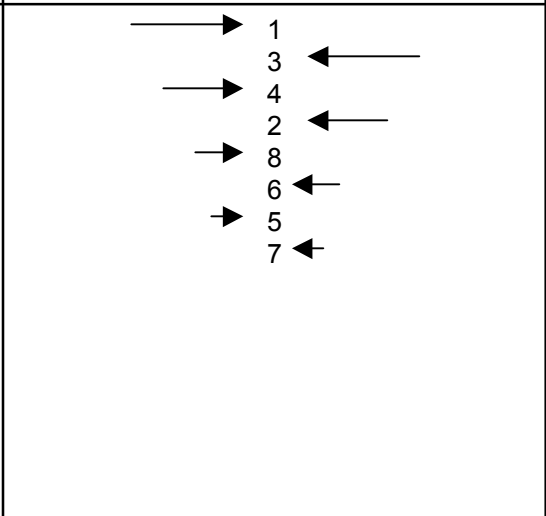
15) Lines R & L to wall - REVERSE
Oblique 4's



16) At Corner TROT, turn on Diagonal -
begin Single File Cross @ 1 Horse
spacing

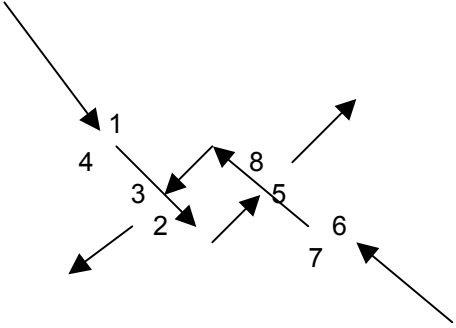
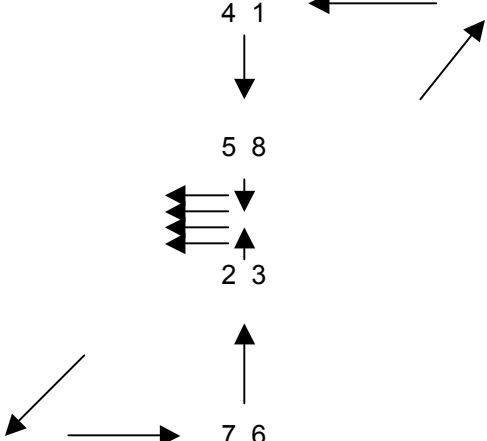
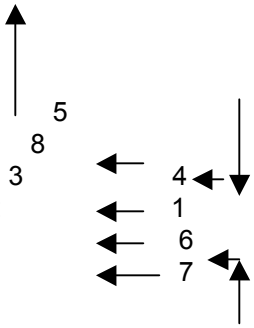
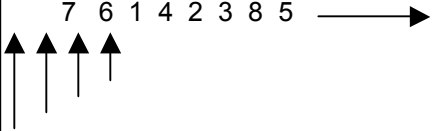
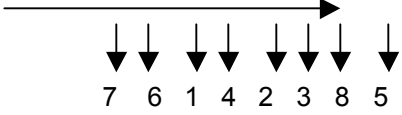
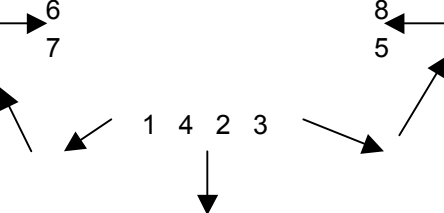


17) As Last rider crosses ALL turn toward
Centerline. Outside Riders Pick up LOPE



18) SUICIDE CRACK Right-to-Right

<p>19) 1/2 Revolution CRACK Right-to-Right</p>	<p>20) COMPANY FRONT - Wide Spacing</p>	<p>21) Single File @ 1 Horse space down long walls - 90 degree turn across Center</p>
<p>22) ONE stride past CENTER - HALT (Space between lines) SALUTE</p>	<p>23) Forward & LEFT @ Wall Single File 1 Horse space</p>	<p>24) Move into Pairs at corner. Cross Short wall. Turn offset onto Diagonal</p>

		
<p>25) Execute a 90 degree turn @ Center (DO-SI-DO)</p>	<p>26) PAIRS Up & Down Centerline - Right & Left into 4's toward arena front</p>	<p>27) Fours RIGHT at wall - REVERSE OBLIQUE</p>
		
<p>28) SINGLE FILE across short wall Nose-to-Tail</p>	<p>29) Ninety (90) degree turn LINE ABREAST</p>	<p>30) At 1/3 arena OUTSIE 4 roll out and fan</p>

<p>31) At 1/2 arena remaining 4 roll out and fan</p>	<p>32) Form New PAIR with Opposite Rider on Centerline toward Gate</p>	<p>33) Exit in PAIRS @ 1/2 Horse spacing</p>
<p>34)</p>	<p>35)</p>	<p>36)</p>